

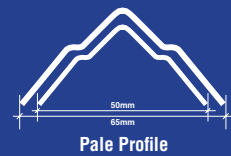


SECURE YOUR HOME AND FAMILY WITH
PALISADE FENCING
 Industrial & Residential
 Tel: 041 407 4600

Specification

Material:

Description	Material Type	Measurement
1. Fence post	IPE Section (6,72Kg/m) SquareTube Post	100 x 55mm (AA) (3040mm Centres) 76 x 76 x 1.6mm (3080mm Centres)
2. Horizontal Rails	Lipped Angle section Rails also available in angles	45 x 40 x 10 x 2.0 or 2.5mm 40 x 40 x 3mm & 5mm on request 50 x 50 x 5mm & 6mm on request
3. Palisade Pales	Rolled Steel Section (17 per panel)	50 x 1.6 65 x 2 50 x 2.0 65 x 2.5 50 x 2.5 65 x 3.0 50 x 3.0
4. Anti-Sag	500mm bolted onto centre pale	150mm into ground
5. Fixing method	Cup Square Bolt & anti vandal shear nut - Hot dip galvanised NB: DO NOT OVER TIGHTEN M8 BOLTS. (Can flatten pale) - Sq Post's have lugs welded onto posts Fish plates (IPE Posts) - "Lollipops" for fixing into brick work.	8 x 30mm (50mm pales) 8 x 45mm (65mm pales) 10 x 25mm (rails) 30 x 8mm x 150mm flat (2 x slotted holes)
	All Palisade fencing hot dipped galvanised after manufacture	
Tips for installation:	- Make sure fishplate is centered in post; - Make sure horizontals are in line & parallel before shearing off security nuts; - Make sure rails are not bowed before setting anti-sag into concrete.	



Measurements:

Fence Height	A	B	C	D	E
1000mm	1000mm	950mm	300mm	450mm	200mm
1500mm	1500mm	1450mm	300mm	950mm	200mm
1800mm	1800mm	1750mm	300mm	1250mm	200mm
2100mm	2100mm	2050mm	300mm	1500mm	250mm
2400mm	2400mm	2350mm	300mm	1800mm	250mm

SPIKE OPTIONS: All pales are supplied with a straight cut at the bottom. The "Spear Top" option is available with a "Fish Tail" bottom on request

